

# CARVED MARBLE

## SIZE

24" x 24"

## THICKNESS

1"

## FINISH

Carved

## COLORS

1

## APPLICATION

Commercial/Residential

Vertical Surfaces Only

Interior/Exterior

Wet/Dry

Not Suitable for Pools

## NOTE:

This tile is composed of marble. Variations will occur from tile to tile and are inherent to the beauty of the natural stone. The specifications shown above represent our current inventory. Custom sizes are available via special order. Contact us for a sample of our current assortment.



EBI




HOKUSAI



KABUKI



KIMONO




KUMU



MANGA



MITSUBACHI



NAIYA

# SOLI

SHOWROOMS

ORANGE COUNTY 9920 Research Drive Irvine California 92618 T 714 804 0038 F 714 804 0046  
LOS ANGELES 8336 Melrose Avenue Los Angeles California 90069 T 323 951 9903 F 323 951 9909

Email us at [info@soliusa.com](mailto:info@soliusa.com) for additional product information.

SOLI INC. © Copyright 2015. All rights reserved.

# CARVED MARBLE

## SIZE

24" x 24"

## THICKNESS

1"

## FINISH

Carved

## COLORS

1

## APPLICATION

Commercial/Residential

Vertical Surfaces Only


Interior/Exterior

Wet/Dry

Not Suitable for Pools

## NOTE:

This tile is composed of marble. Variations will occur from tile to tile and are inherent to the beauty of the natural stone. The specifications shown above represent our current inventory. Custom sizes are available via special order. Contact us for a sample of our current assortment.



NAWA



OBI



SASHIMI



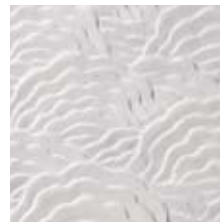
SHURIKEN



SUDOKU



UMAMI



UTAMARO

# SOLI

SHOWROOMS

ORANGE COUNTY 9920 Research Drive Irvine California 92618 T 714 804 0038 F 714 804 0046  
LOS ANGELES 8336 Melrose Avenue Los Angeles California 90069 T 323 951 9903 F 323 951 9909

Email us at [info@soliusa.com](mailto:info@soliusa.com) for additional product information.

SOLI INC. © Copyright 2015. All rights reserved.